


Richmond County Technical Career Magnet School

 3200B Augusta Tech Drive, Augusta, GA 30906

 (706)823-5580

 Grades: 6-12

 Enrollment: 435 students

Note: For information on educator qualifications and other federal reporting requirements, [click here](#). Discipline data are available in the [K-12 Student Discipline Dashboard](#).

Performance Snapshot

- Richmond County Technical Career Magnet School's **overall performance is higher than 71% of schools in the state** and is higher than its district.
- Its middle school students' **academic growth is higher than 5% of middle schools in the state** and lower than its district.
- Its high school students' **academic growth is higher than 58% of high schools in the state** and higher than its district.
- 90.9% of its 8th grade students are reading at or above the grade level target.**
- Its four-year graduation rate is 100.0%**, which is **higher than 99% of high schools in the state** and higher than its district.
- 53.9% of graduates are college and career ready.**

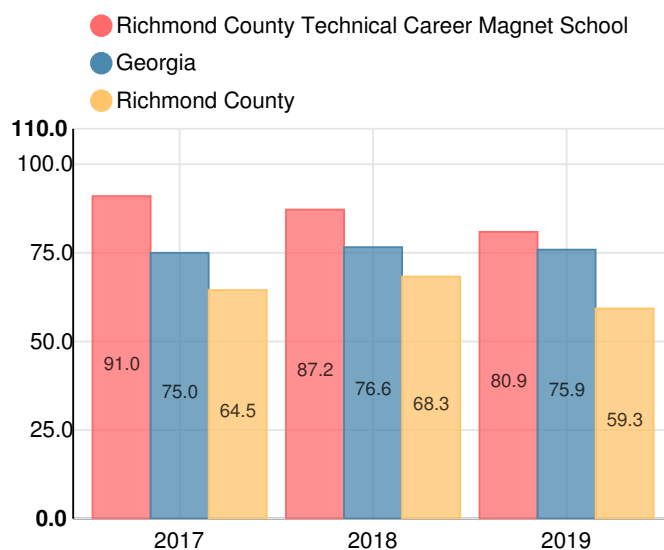
School Wide

B80.9

| Year | Richmond County Technical Career Magnet School |
|------|--|
| 2019 | B |
| 2018 | B |
| 2017 | A |
| 2016 | C |
| 2015 | B |

| Grade conversion | |
|------------------|-----------|
| A | 90 - 100 |
| B | 80 - 89.9 |
| C | 70 - 79.9 |
| D | 60 - 69.9 |
| F | 0 - 59.9 |

CCRPI Single Score



Student Mobility Rate

2.8%

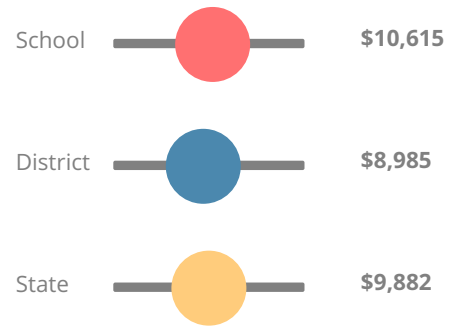
School Climate Star Rating



Financial Efficiency Star Rating

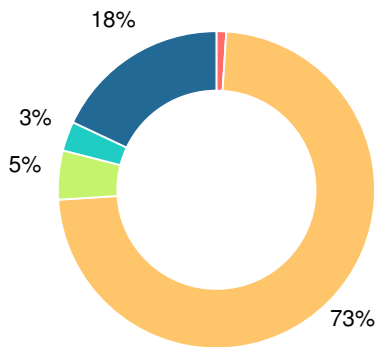


Per Pupil Expenditures



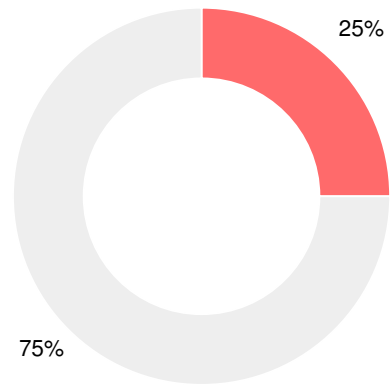
Race/Ethnicity

- Asian/Pacific Islander
- American Indian/Alaskan
- Black
- Hispanic
- Multi-racial
- White



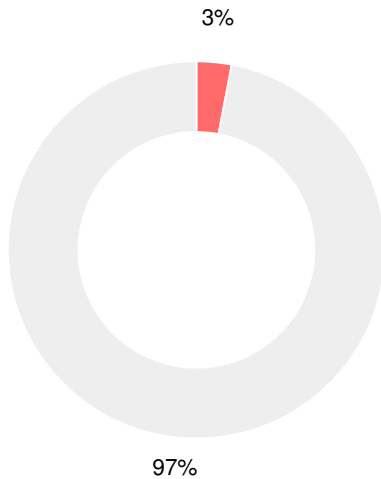
Economically Disadvantaged (ED)

- ED
- Not ED




Students with Disability (SWD)

- SWD
- Not SWD



English Language Learners (ELL)

- ELL
- Not ELL



Middle School

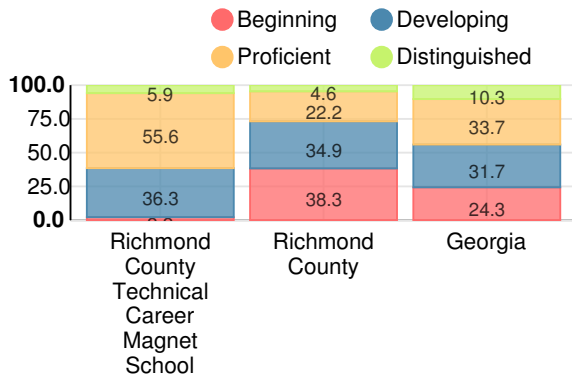
CCRPI Score

Richmond County Technical Career Magnet School

| Indicator | 2019 |
|--------------------|-------------|
| Content Mastery | 72.5 |
| Progress | 64.1 |
| Closing Gaps | 100.0 |
| Readiness | 93.5 |
| CCRPI Score | 77.9 |

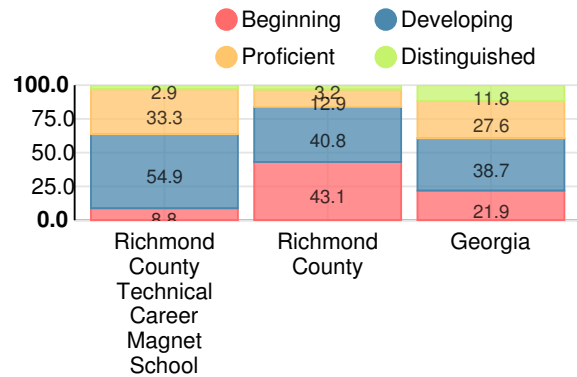
English

Percent of students scoring in each performance level on 2019 Georgia Milestones for middle school grades



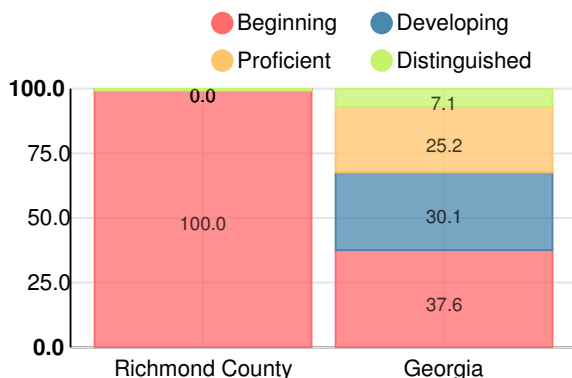
Mathematics

Percent of students scoring in each performance level on 2019 Georgia Milestones for middle school grades



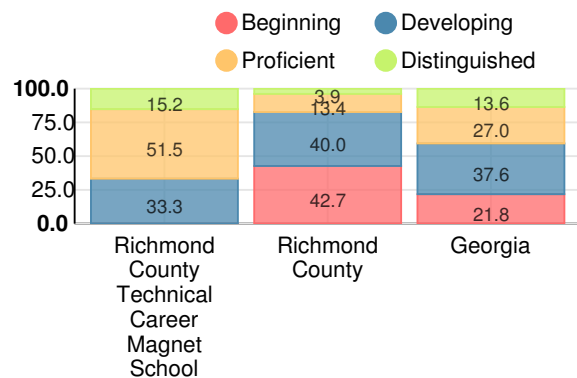
Science

Percent of students scoring in each performance level on 2019 Georgia Milestones for middle school grades



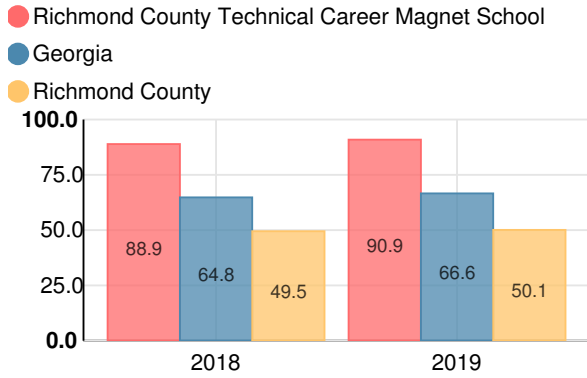
Social Studies

Percent of students scoring in each performance level on 2019 Georgia Milestones for middle school grades



Reading at or above the Grade Level Target (8th Grade)

Percent of students in grade 8 achieving Lexile measure greater than 1097



High School

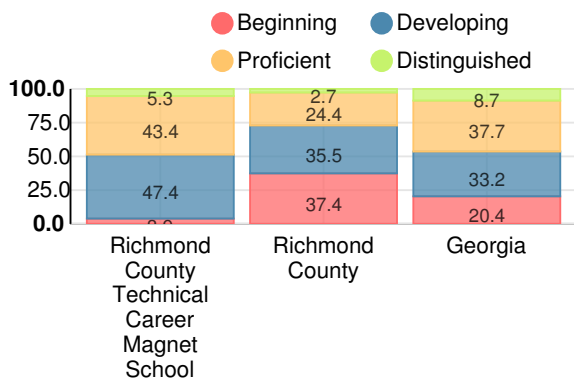
CCRPI Score

Richmond County Technical Career Magnet School

| Indicator | 2019 |
|--------------------|-------------|
| Content Mastery | 77.0 |
| Progress | 83.6 |
| Closing Gaps | 62.5 |
| Readiness | 86.1 |
| Graduation Rate | 99.7 |
| CCRPI Score | 82.3 |

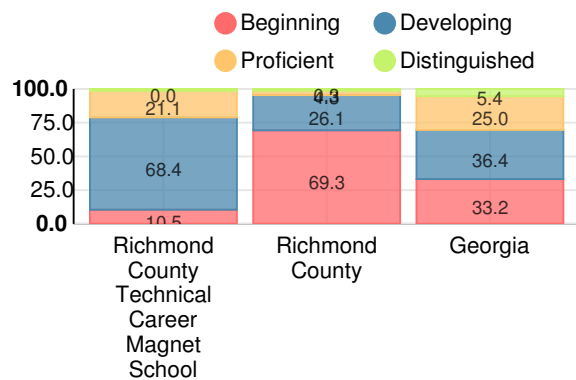
American Literature & Composition

Percent of students scoring in each performance level on 2019 Georgia Milestones



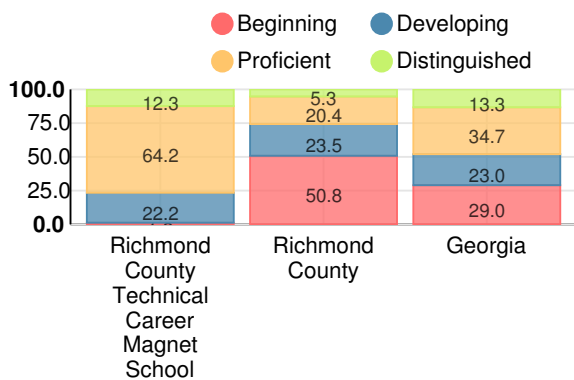
Coordinate Algebra/Algebra I

Percent of students scoring in each performance level on 2019 Georgia Milestones



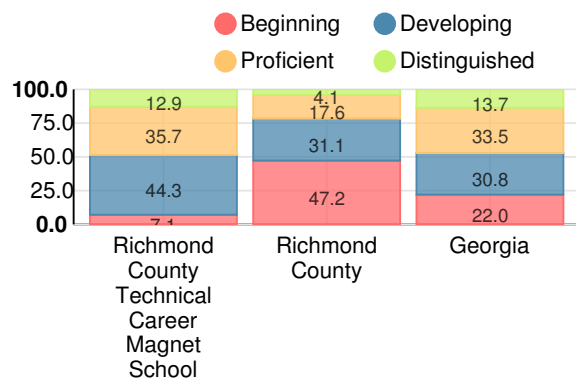
Biology

Percent of students scoring in each performance level on 2019 Georgia Milestones



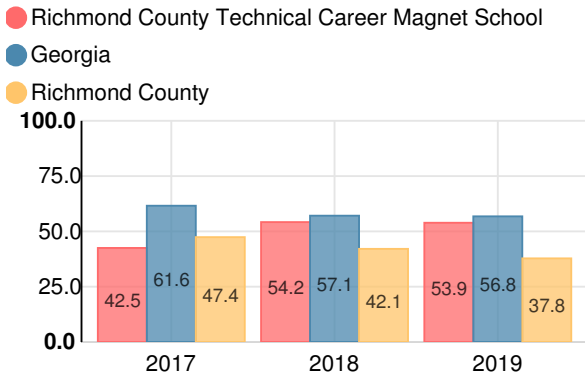
US History

Percent of students scoring in each performance level on 2019 Georgia Milestones



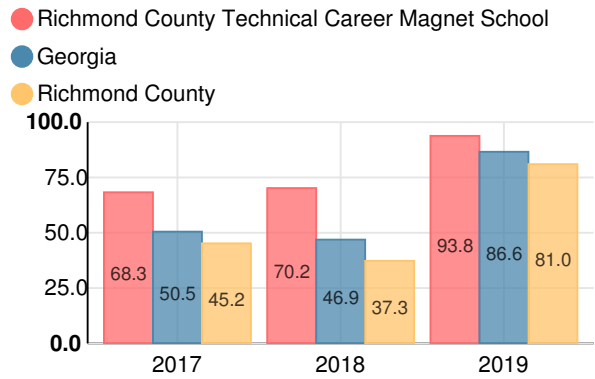
College & Career Readiness

Percent of 12th grade students who are college and career ready

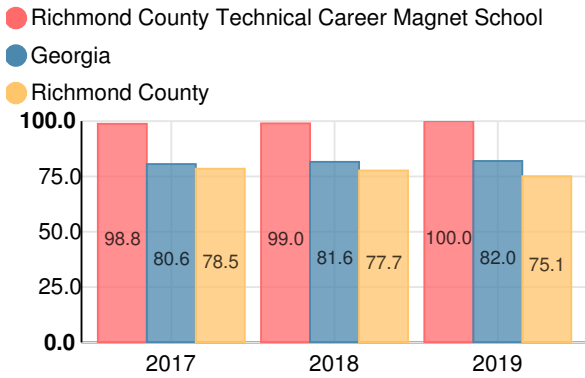


Accelerated Course Taking

Percent of high school graduates earning high school credit for accelerated enrollment



Four-Year Graduation Rate



College Enrollment Rate

